



A HIGHER STANDARD OF SAFETY


Easy Installation Guide

Important:

Qdos wants to keep your children safe and for that we need you to do your part by carefully reading and following the instructions below.

For installation videos and FAQ go to: QdosSafety.com

Parts List:



For 1.25" to 1.75" (30-45 mm) thick doors.

⚠ WARNING

- Excessive force on the door while Finger Slam Guard is clamped on door might cause damage to door and hinges.

Use Positions



TOP OF DOOR

- Clamp Finger Slam Guard on top of door about 12" (30 cm) in from front edge.
- This is the preferred location as it creates a wide safe opening.



SIDE OF DOOR

- Clamp Finger Door Slam Protector on the side of door at approximately eye height.
- Never position within child's reach.

Storage when not in use



To help keep the Finger Slam Guard handy and out of reach for children when not in use we have included an Adhesive Storage Post. Decide the best location for storing the Finger Slam Guard, we suggest the door frame or the back of the door.



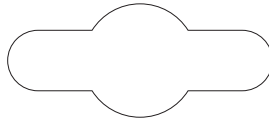
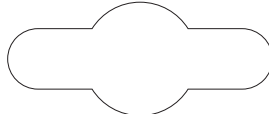
To mount the Storage Post, remove adhesive protective liner then press firmly into place for 30 seconds.

To Permanently Remove Storage Post



Use a rounded knife and carefully pry behind a corner of the Storage Post until the tape tears.

For remaining tape residue, use a finger to simply rub it away. If any residue still remains, use a cleaner that will not damage the surface you are removing the residue from. There is no way to test all possible surfaces SecureHold™ Adhesive will be applied to; please use caution when removing to avoid damaging the surface. SecureHold™ adhesive may cause damage to some surfaces.



The Qdos Advantage is here!



Use our StayPut™ Corner Protectors

Qdos SecureHold™ Adhesive

Many other corner protectors can easily be pulled off by small children creating new hazards. Our SecureHold™ adhesive offers a high-performance and durable bond specifically designed to secure the Corner Protectors to your table or furniture.

Multi-component Construction

Soft is not always safe. In order to achieve a strong and secure adhesion, the adhesive must adhere to a solid material. Our solid inner core has a shock-absorbing over mold for impact protection and offers the optimal protection for your child.

Qdos DoubleUp Protection™

Why only protect the top? Qdos understands corners create hazards from both above and below. Every corner requires protection - use one on the top and another on the bottom for complete protection.

BiteProof & Choke Safe

All children chew on things, so we made this with non-toxic food grade plastic. Exceeds European and US bite test standards.

Damage Free Removal

By following the removal instructions, Qdos SecureHold™ Adhesive can be removed without damaging most surfaces.